



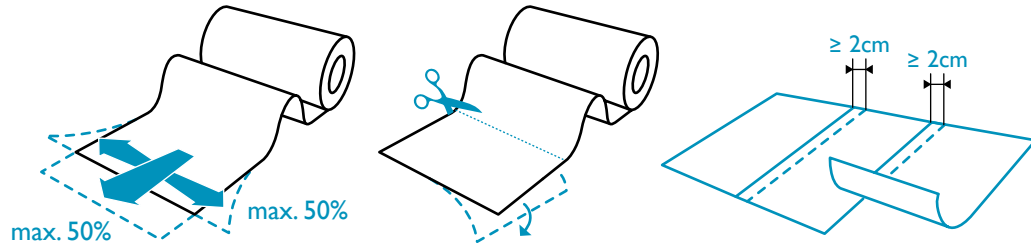
WRAPTEC®

Verlegeanleitung / Laying Instruction



Monier Roofing Components GmbH
Frankfurter Landstraße 2-4
D-61440 Oberursel
www.braas-monier.com

Part of **BRAAS MONIER BUILDING GROUP**

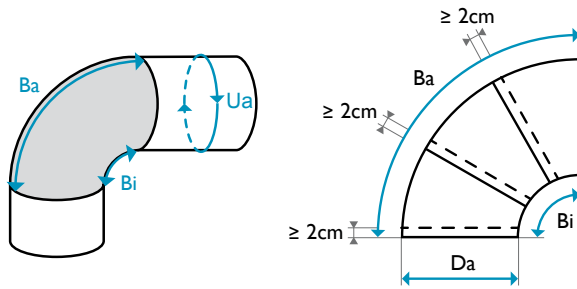


A VERLEGUNG VON WRAPTEC® AM BOGEN / LAYING WRAPTEC® AT AN ELBOW

D_a = Außendurchmesser (außen)
Durchmesser Rohr + Dämmung
 $U_a = D_a \times 3,14 + 2$

B_i = Länge des Bogens (innen)

B_a = Länge des Bogens (außen)

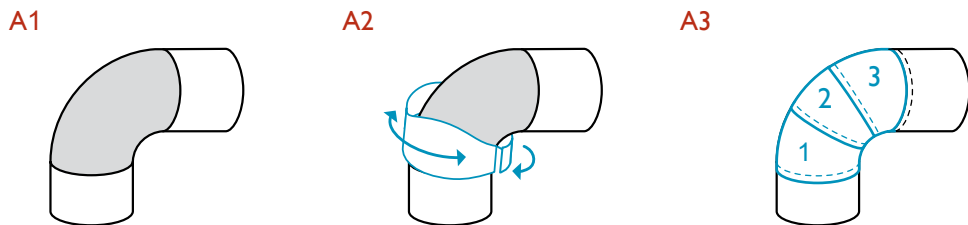
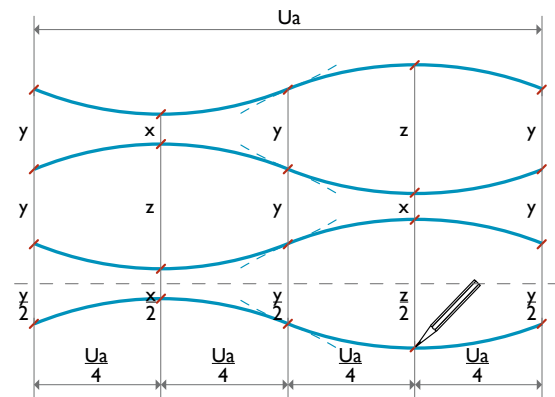
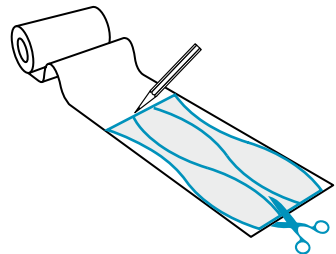


Formeln

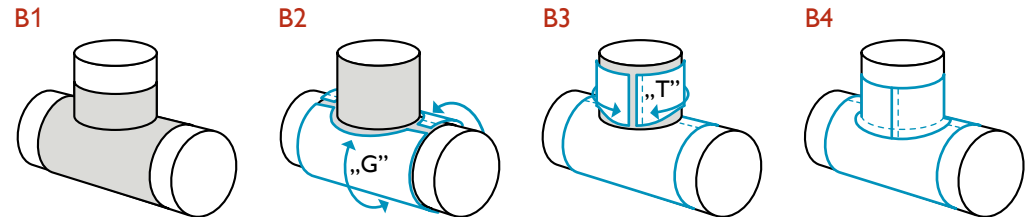
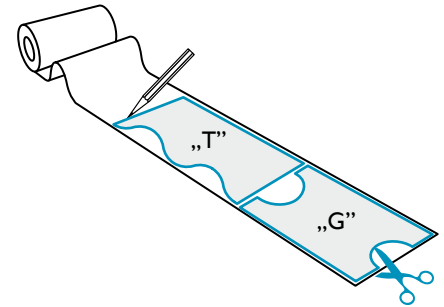
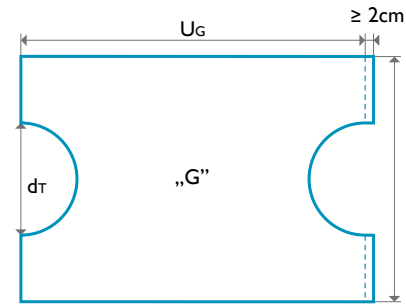
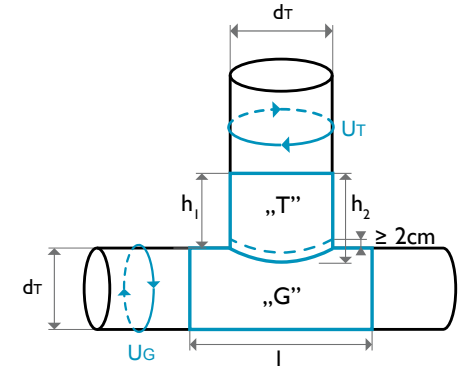
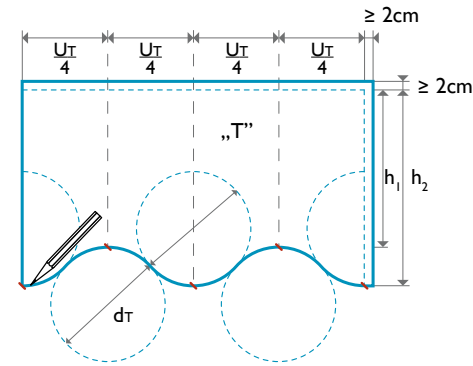
$$x = \frac{B_i + 6}{3}$$

$$z = \frac{B_a + 6}{3}$$

$$y = \frac{z + x}{2}$$



B AUSFÜHREN EINER T-VERBINDUNG MIT WRAPTEC® / CONNECTION OF A T-JOINT WITH WRAPTEC®



C VERLEGUNG VON WRAPTEC® AM ROHRENDE / COVERING OF A PIPE END WITH WRAPTEC®

